



# Tip Tuesday

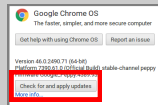
## Chromebooks Tips & Tricks

### Update & Shortcuts!





#### Chromebook acting up? It may need an update:

*Note: Chromebooks are set to automatically update, but sometimes... well, you know.*

1. Log in to Chromebook (can be student or teacher).
2. Launch Chrome 
3. In the upper-right corner, click the Customize () button and choose *Settings*.
4. At the top of Settings, choose *About Chrome OS*.
5. Click *Check for and apply updates* and let the updates run.



#### Where's the Delete key? And other keyboard shortcuts:

Delete	alt + backspace	Open New Tab	ctrl + T
Caps Lock	alt + 	Log out	ctrl + shift + Q
Home	ctrl + alt + 	Screenshot	ctrl + 
End	ctrl + alt + 	All Shortcuts	ctrl + alt + ?

*Share these with your students!*

11/10/15

FlamingText.com

